

























PAGINA PAGE	TREND		
12		FUTURA	1332
13		FUTURA	1333
14		INFINITY	1501
15		ULTIMA	1502

PAGINA PAGE	ALU		
16-17		KUBO	1317
18-19		SHAPE	1320

PAGINA PAGE	CONTEMPORARY		
20		PURA	1352
21		CORSA	1354
22		KUBO	1317
23		PUNTO	1205
24		OLANDA	102
25		EASY	1301

PAGINA PAGE			
26-27		NEW YORK	1215
28-29		LONDON	1300
30-31		LONDON	1300
32-33		EVA	1445
34-35		CLOÈ	1171
36-37		MUSA	180R
38-39		PUNTO	1205
40-41		PUNTO	1205
42-43		PLANA	1200
44-45		ORIGAMI	1210
46-47		FLAKE	1355
48-49		PRISMA	1351
50-51		PURA	1352
52-53		ITALIA	1353
54-55		CORSA	1354

PAGINA PAGE			
56-57		CORSA	1354
58-59		ADELE	1239
60-61		ADELE	1239
62-63		VIPER	1401
64-65		ELLE	132C
66-67		EASY	1301
68-69		ICE	168
70-71		WAVE	190
72-73		CUT	164
74-75		SQUARE	160W
76-77		SLIM	1063
78-79		SABRINA	159
80-81		DANIELA	179
82-83		SILVIA	149
84-85		DIAMOND	199

PAGINA PAGE			
86-87		GIORGIA	169
88-89		HORNET	145
90-91		KATE	122
92-93		JOLIE	126
94-95		GRACE	127
96-97		FLY	130
98-99		CLUB	110

PAGINA PAGE	ECO LINE		
100		POLO	155ALU
100		STICK	116ALU
100		QUADRA	163ALU
101		SOGNO	193
101		VENERE	186
101		MIRAGE 2	125-2



VALSABBIA



LA STORIA

Il patron della nostra azienda, Vittore Bianchi vanta una ricca e lunga esperienza nel settore artigianale. I suoi esordi lavorativi lo hanno visto impegnato nel campo dell'automotive, dove ha affinato le sue naturali doti di curiosità e dedizione per il proprio lavoro e per il prodotto che era intento, di volta in volta, a realizzare. Chiusa questa prima esperienza, si è avvicinato, in qualità di agente di vendita di un prodotto ausiliario (le vernici) al mondo delle maniglie e delle realtà che le producevano. In quella fase, sul finire degli anni Settanta, la terra d'origine di Vittore era già conosciuta come uno dei più importanti distretti industriali delle maniglie. Centinaia di operatori della vallata, con migliaia di collaboratori, erano impegnati in questo settore, espressione del Made in Italy. L'innata curiosità di Vittore ha portato a fondare una azienda che effettuava lavorazioni per conto terzi, nell'ambito dell'articolata filiera produttiva delle maniglie. Questa

prima esperienza imprenditoriale era nata durante uno dei periodi più dinamici del distretto delle maniglie valsabbino: non mancavano certo le occasioni per ampliare il proprio business a chi, come Vittore, era dotato di spirito d'intraprendenza. Non è un caso infatti che in nostro fondatore abbia partecipato a fiere e rassegne internazionali del settore, con l'obiettivo di comprendere le esigenze e le specifiche richieste degli operatori internazionali, che erano a contatto con i clienti – aziende e privati – fruitori finali delle maniglie. Forte di questa esperienza, Vittore fonda nel 1986 la Fimet, acronimo di Finitura Metalli. In quell'anno il mercato di riferimento delle produzioni della nuova azienda era quello tedesco ma ora, a distanza di quasi un trentennio dagli esordi, i mercati raggiunti e serviti dalle produzioni dell'azienda della famiglia Bianchi sono oltre venti. I figli di Vittore sono impegnati attivamente nella ditta, Luca è responsabile della qualità e della produzione, mentre Marica è responsabile delle vendite. Il carattere familiare dell'azienda è infatti il suo punto di forza "non ci limitiamo a produrre maniglie, ma ne curiamo ogni aspetto, dalla ideazione fino alla finitura, siamo orgogliosi di rappresentare il made in Italy".





HISTORY


The owner of our company, Vittore Bianchi has a rich and long experience in the craft field. First he has been engaged in the automotive field, where he honed his natural curiosity and dedication to its own work and for the product that he was concentrated, from time to time, to realize. Closed this first experience, he approached, as a sales agent of an auxiliary product (paint), the world of handles and the realities that produced them. At that stage, in the late seventies, the birthplace of Vittore was already known as one of the most important industrial areas of the handles production. Hundreds of entrepreneurs in the valley, with thousands of employees, were engaged in this sector, expression of Made in Italy. The innate Vittore's curiosity, combined with his entrepreneurial spirit, led him to found a company which carried out work for third parties, as part of the articulated

chain of the handles production. This first experience was born during one of the most dynamic districts handle Val-sabbia: there were some opportunities to expand the business to those who, like Vittore, was endowed with the spirit of enterprise. It is no coincidence that our founder has participated in international exhibitions and fairs of the sector, with the aim to understand the needs and the specific requirements of international operators, who were in contact with the final customers. Based on this experience, Victor founded in 1986 Fimet, acronym of metal finishing. In that year the reference market of the new company was the German one but now, after almost thirty years from the beginning, the markets reached and served by the company of the Bianchi family are over twenty. The children of Vittore are actively involved in the company, Luca is responsible for quality and production, while Marica is responsible for sales. The family nature of the company is its strong point "we do not just produce handles, but we take care of everything from conception to finish, we are proud to represent the Made in Italy".



MODERNO

CLASSICO





I valori aziendali di FIMET sono qualità, design unico e sostenibilità.

Il **catalogo Moderno** è in continua evoluzione con nuove linee complete per ogni soluzione, allo stesso tempo è sempre alla ricerca di innovativi colori.

Trova la tua Linea Perfetta anche nei cataloghi Classico, Inox e su tutta l'Accessoristica.

FIMET corporate values are quality, unique design and sustainability.

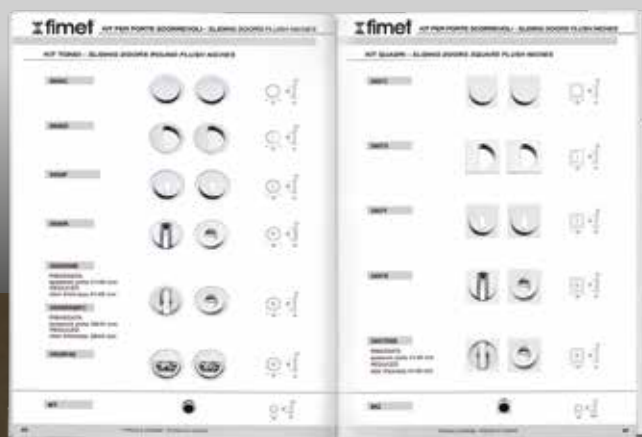
The modern range catalogue is constantly evolving, and the Company is at the forefront of developing new lines suitable for any purpose, with new innovative colors and coatings.

Find the right line you need also in our Classic, Inox and Accessories catalogues.

INOX



ACCESSORI



DESIGNERS

BIANCHI



GALLO



NOVAGUE




FOLLESA



NOVELLETTA



CANTARUTTI



GANDI



BELLEZZA
A PORTATA DI MANO



Come da migliore tradizione italiana, per la creazione e prototipazione delle ns maniglie ci avvaliamo di artigiani e designer.

La ns collaborazione consiste nello sviluppare insieme a loro nuove idee di maniglie, fare i prototipi e studiare le modifiche necessarie a renderle adatte alla commercializzazione.

As in the best Italian tradition, for the creation and prototyping of our handles we employ craftsmen and designers.

Our collaboration is to develop with them new ideas for handles, make prototypes and study the changes needed to make them ready for commercialization.



FUTURA 1332



1332/281 - F128

Anodizzato argento
Silver anodized

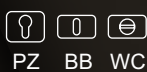
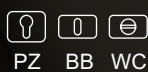
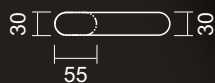


1332/281 - F N.O.

Nero opaco
Opaque black

1332/281

Maniglia con rosetta
senza sottorosetta
*Handle with rose
without under-rose*




PZ BB WC

FUTURA 1333



1333/281 - F128

Anodizzato argento
Silver anodized



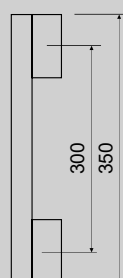
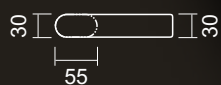
1333/281 - F N.O.

Nero opaco
Opaque black



1333/281

Maniglia con rosetta
senza sottorosetta
*Handle with rose
without under-rose*



1333 STG - F N.O.

Nero opaco
Opaque black

INFINITY 1501



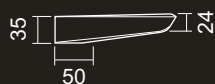


DESIGNER
Petr Novague



1501/239

Maniglia con rosetta
senza sottorosetta
*Handle with rose
without under-rose*



PZ BB WC



1501/239 - F05

Cromo satinato
Satin chrome



1501/239 - F N.O.

Nero opaco
Opaque black

ULTIMA 1502

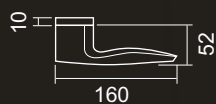



DESIGNER
Petr Novague



1502/239

Maniglia con rosetta
senza sottorosetta
*Handle with rose
without under-rose*



1502/239 - F05


Cromo satinato
Satin chrome



1502/239 - F N.O.

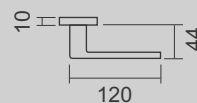
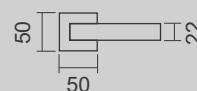
Nero opaco
Opaque black

KUBO 1317



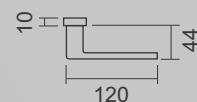
1317/211B **ALU**

Maniglia con rosetta clip
sottorosetta in plastica
*Handle with clip roses and
PVC under-construction*



1317/276 **ALU**

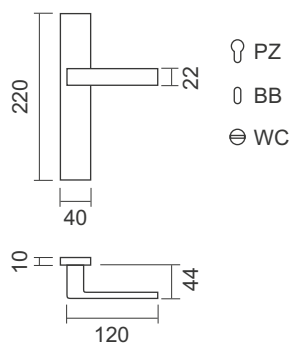
Maniglia con rosetta rettangolare
Handle with rectangular rosette





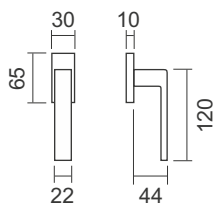
1317/216

Maniglia con placca
Handle with plate



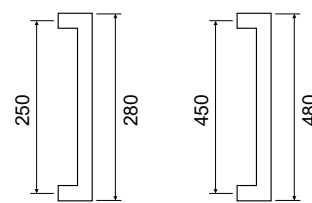
1317 DKR

Maniglia anta ribalta
Tilt and turn handle



1317 STG

Maniglione
Pull-handle



1317/211B - F.N.O.

Nero opaco
Opaque black



1317/211B - F.15

Antracite
Anthracite



1317/211B - F.B.O.

Bianco opaco
Opaque white



1317/211B - F.16

Effetto cromo satinato
Satin chrome effect



1317/211B - F.54

Effetto nickel satinato verniciato opaco
Opaque satin nickel effect



1317/211B - F.020

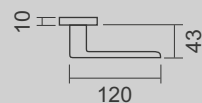
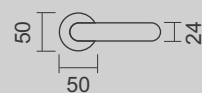
Effetto ottone satinato opaco
Opaque satin brass effect

SHAPE 1320



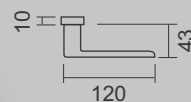

1320/232 **ALU**

Maniglia con rosetta clip
sottorosetta in plastica
*Handle with clip roses and
PVC under-construction*



1320/277 **ALU**

Maniglia con rosetta ovale
Handle with oval rosette





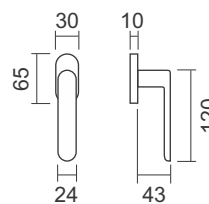
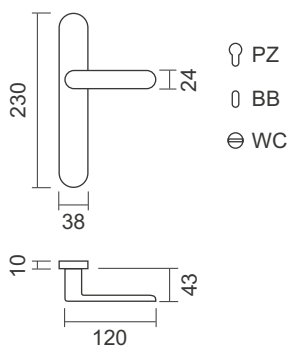
1320/205

Maniglia con placca
Handle with plate



1320 DK

Maniglia anta ribalta
Tilt and turn handle



1320/232 - F.N.O.

Nero opaco
Opaque black



1320/232 - F.15

Antracite
Anthracite



1320/232 - F.B.O.

Bianco opaco
Opaque white



1320/232 - F.16

Effetto cromo satinato
Satin chrome effect



1320/232 - F.54

Effetto nickel satinato verniciato opaco
Opaque satin nickel effect



1320/232 - F.020


Effetto ottone satinato opaco
Opaque satin brass effect

✕ PURA 1352



1352/243 **MINI**

Maniglia con rosetta mini
Handle with minimal rose



1352/243 - F04

Cromo lucido
Polished chrome



1352/243 - F05


Cromo satinato
Satin chrome



1352/243 - F N.O.


Nero opaco
Opaque black

✕ CORSA 1354



1354/243 **MINI**

Maniglia con rosetta mini
Handle with minimal rose



1354/243 - F04

Cromo lucido
Polished chrome



1354/243 - F05

Cromo satinato
Satin chrome



1354/243 - F N.O.

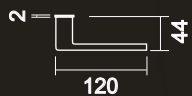

Nero opaco
Opaque black

KUBO 1317




1317/243 **MINI**

Maniglia con rosetta mini
Handle with minimal rose



1317/243 - F54

Effetto nickel satinato verniciato opaco
Opaque satin nickel effect




1317/243 - F15

Antracite
Anthracite



1317/243 - F16

Effetto cromo satinato
Satin chrome effect



1317/243 - F N.O.

Nero opaco
Opaque black

X PUNTO 1205


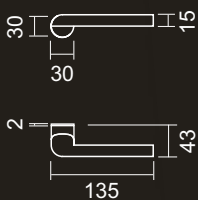
BIGSEE
REPORT
2020
CREATIVE
BAROMETER

red dot
winner
2020



1205/244 **MINI**

Maniglia con rosetta mini
Handle with minimal rose



1205/244 - F04

Cromo lucido
Polished chrome



1205/244 - F05

Cromo satinato
Satin chrome



1205/244 - F N.O.

Nero opaco
Opaque black

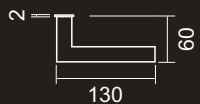

OLANDA 102



102/241

MINI

Maniglia con rosetta mini
Handle with minimal rose



102/241 - F61

Acciaio lucido
Polished steel



102/241 - F60

Acciaio satinato
Satin steel



102/241 - F B.O.


Bianco opaco
Opaque white



102/241 - F N.O.


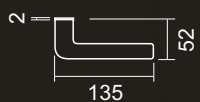

Nero opaco
Opaque black

✕ EASY 1301



1301/241 **MINI**

Maniglia con rosetta mini
Handle with minimal rose



1301/241 - F04

Cromo lucido
Polished chrome



1301/241 - F05

Cromo satinato
Satin chrome



1301/241 - F N.O.

Nero opaco
Opaque black

NEW YORK



NEW YORK 1215



DESIGNER

Robby Cantarutti



1215/264 - F04

Cromo lucido
Polished chrome



1215/264 - F05

Cromo satinato
Satin chrome



1215/264 - F N.O.

Nero opaco
Opaque black



1215/264 - F15

Antracite
Anthracite

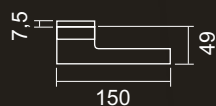



1215/264 - F.020

Effetto ottone satinato opaco
Opaque satin brass effect

1215/264

Maniglia con rosetta clip
con sottorosetta in plastica
*Handle with clip roses and
PVC under-construction*

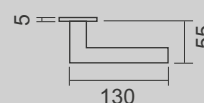
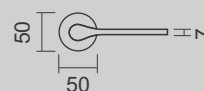


✕ LONDON 1300



1300/208 **H5**

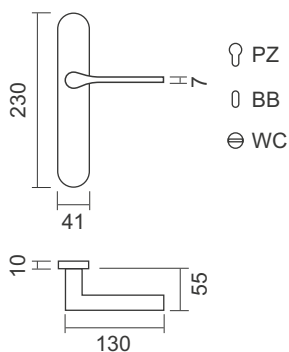
Maniglia con rosetta,
sorrosetta in metallo
*Handle with rose,
metal under-construction*





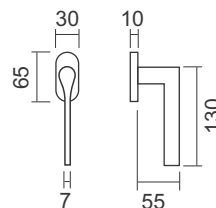
1300/205

Maniglia con placca
Handle with plate



1300 DK

Maniglia anta ribalta
Tilt and turn handle



1300/208 - F04

Cromo lucido
Polished chrome



1300/208 - F05

Cromo satinato
Satin chrome



1300/208 - F N.O.

Nero opaco
Opaque black



1300/208 - F.020

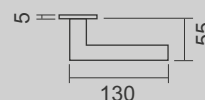
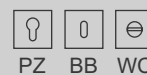
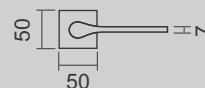
Effetto ottone satinato opaco
Opaque satin brass effect

✕ LONDON 1300



1300/213 **H5**

Maniglia con rosetta,
sorrosetta in metallo
*Handle with rose,
metal under-construction*





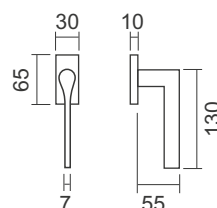
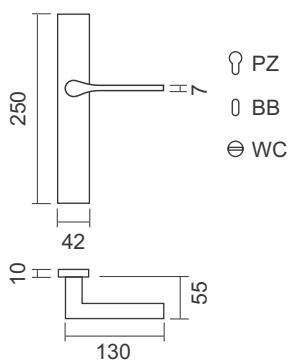
1300/209

Maniglia con placca
Handle with plate



1300 DKR

Maniglia anta ribalta
Tilt and turn handle



1300/213 - F04

Cromo lucido
Polished chrome



1300/213 - F05

Cromo satinato
Satin chrome



1300/213 - F N.O.

Nero opaco
Opaque black



1300/213 - F.020

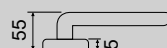
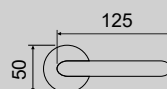
Effetto ottone satinato opaco
Opaque satin brass effect

✕ EVA 1445



1445/208 **H5**

Maniglia con rosetta,
sorrossetta in metallo
*Handle with rose,
metal under-construction*



PZ



BB

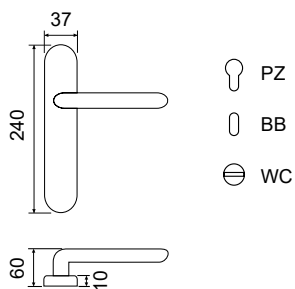


WC



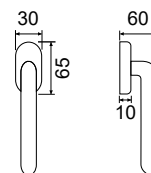
1445/237

Maniglia con placca
Handle with plate



1445 DK

Maniglia anta ribalta
Tilt and turn handle



1445/208 - F04

Cromo lucido
Polished chrome



1445/208 - F01

Ottone lucido
Polished brass



1445/208 - F N.O.

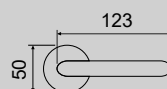
Nero opaco
Opaque black

✕ CLOÈ 1171



1171/208 **H5**

Maniglia con rosetta,
sorrosetta in metallo
*Handle with rose,
metal under-construction*



PZ



BB

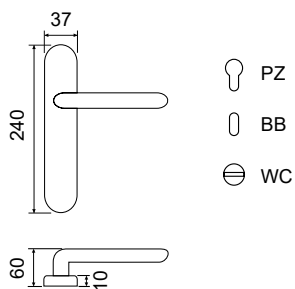


WC



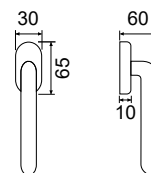
1171/237

Maniglia con placca
Handle with plate



1171 DK

Maniglia anta ribalta
Tilt and turn handle



1171/208 - F04

Cromo lucido
Polished chrome



1171/208 - F01

Ottone lucido
Polished brass



1171/208 - F N.O.

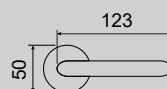
Nero opaco
Opaque black

MUSA 180R



180R/208 **H5**

Maniglia con rosetta,
sorrosetta in metallo
*Handle with rose,
metal under-construction*



PZ



BB

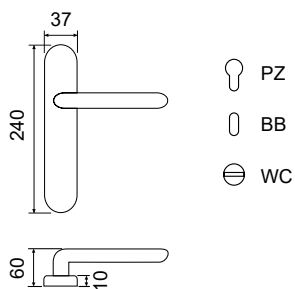


WC



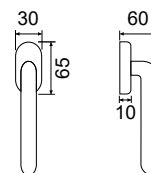
180R/237

Maniglia con placca
Handle with plate



180R DK

Maniglia anta ribalta
Tilt and turn handle



180R/208 - F04

Cromo lucido
Polished chrome



180R/208 - F05

Cromo satinato
Satin chrome



180R/208 - F N.O.

Nero opaco
Opaque black



180R/208 - F43

Bronzo graffiato opaco
Opaque satin bronze

✕ PUNTO 1205



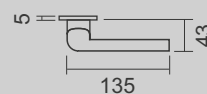

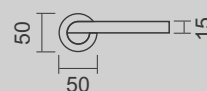
DESIGNER

Robby Cantarutti



1205/208 **H5**

Maniglia con rosetta,
sorrosetta in metallo
*Handle with rose,
metal under-construction*





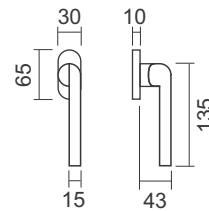
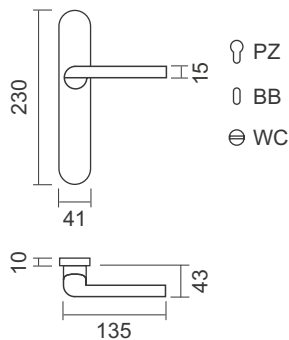
1205/275

Maniglia con placca
Handle with plate



1205 DK

Maniglia anta ribalta
Tilt and turn handle



1205/208 - F04

Cromo lucido
Polished chrome



1205/208 - F05

Cromo satinato
Satin chrome



1205/208 - F15

Antracite
Anthracite



1205/208 - F B.O.

Bianco opaco
Opaque white



1205/208 - F N.O.

Nero opaco
Opaque black



1205/208 - F.020

Effetto ottone satinato opaco
Opaque satin brass effect

✕ PUNTO 1205



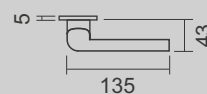
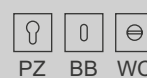
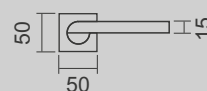
DESIGNER

Robby Cantarutti



1205/213 **H5**

Maniglia con rosetta,
sorrosetta in metallo
*Handle with rose,
metal under-construction*





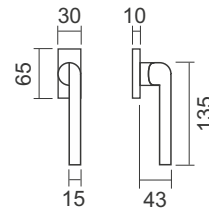
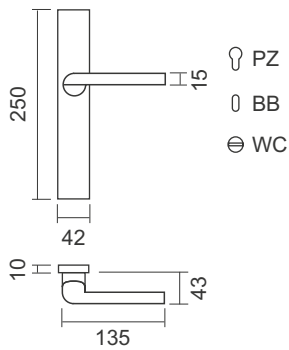
1205/209

Maniglia con placca
Handle with plate



1205 DKR

Maniglia anta ribalta
Tilt and turn handle



1205/213 - F04

Cromo lucido
Polished chrome



1205/213 - F05

Cromo satinato
Satin chrome



1205/213 - F15

Antracite
Anthracite



1205/213 - F B.O.

Bianco opaco
Opaque white



1205/213 - F N.O.

Nero opaco
Opaque black



1205/213 - F.020


Effetto ottone satinato opaco
Opaque satin brass effect

PLANA 1200



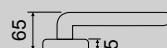
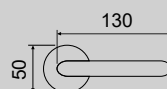
DESIGNER

Nicola Novelletto



1200/208 **H5**

Maniglia con rosetta,
sorrosetta in metallo
*Handle with rose,
metal under-construction*



PZ



BB

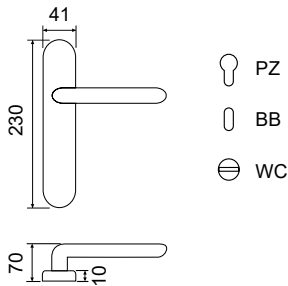


WC



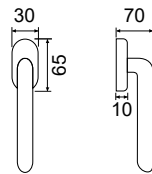
1200/205

Maniglia con placca
Handle with plate



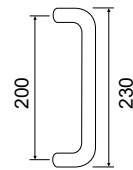
1200 DK

Maniglia anta ribalta
Tilt and turn handle



3276 STG

Maniglione
Pull-handle



1200/208 - F04

Cromo lucido
Polished chrome



1200/208 - F05

Cromo satinato
Satin chrome



1200/208 - F01

Ottone lucido
Polished brass



1200/208 - F N.O.

Nero opaco
Opaque black



1200/208 - F15

Antracite
Anthracite



1200/208 - F.020


Effetto ottone satinato opaco
Opaque satin brass effect

ORIGAMI 1210



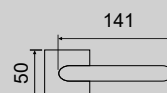
DESIGNER

Robby Cantarutti



1210/213 **H5**

Maniglia con rosetta,
sorrosetta in metallo
*Handle with rose,
metal under-construction*



PZ



BB

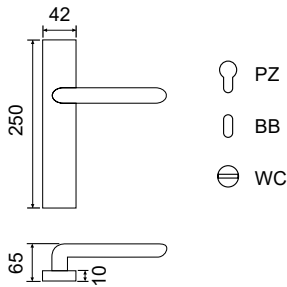


WC



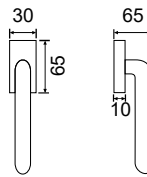
1210/209

Maniglia con placca
Handle with plate



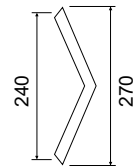
1210 DKR

Maniglia anta ribalta
Tilt and turn handle



3275 STG

Maniglione
Pull-handle



1210/213 - F04

Cromo lucido
Polished chrome



1210/213 - F05

Cromo satinato
Satin chrome



1210/213 - F20

Nickel satinato
Satin nickel



1210/213 - F.N.O.

Nero opaco
Opaque black



1210/213 - F15

Antracite
Anthracite



1210/213 - F.020



Effetto ottone satinato opaco
Opaque satin brass effect

FLAKE 1355



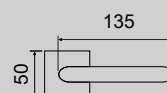
DESIGNER

Enrico Gallo



1355/213 H5

Maniglia con rosetta,
sorrosetta in metallo
*Handle with rose,
metal under-construction*



PZ



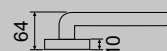
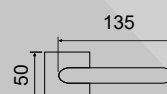
BB



WC

1355/201

Maniglia con rosetta clip
con sottorose in plastica
*Handle with clip roses and
PVC under-construction*



PZ



BB

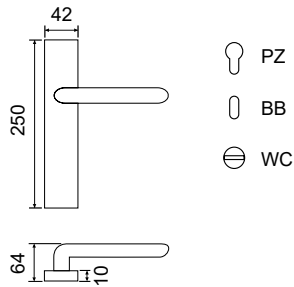


WC



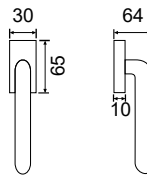
1355/209

Maniglia con placca
Handle with plate



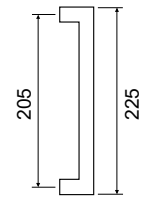
1355 DKR

Maniglia anta ribalta
Tilt and turn handle



3272 STG

Maniglione
Pull-handle



1355/213 - F04

Cromo lucido
Polished chrome



1355/213 - F05

Cromo satinato
Satin chrome



1355/213 - F N.O.

Nero opaco
Opaque black



1355/213 - F15

Antracite
Anthracite



1355/213 - F54

Effetto nickel satinato verniciato opaco
Opaque satin nickel effect



1355/213 - F43



Bronzo graffiato opaco
Opaque satin bronze

PRISMA 1351



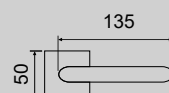
DESIGNER

Enrico Gallo



1351/213 H5

Maniglia con rosetta,
sorrosetta in metallo
*Handle with rose,
metal under-construction*



PZ



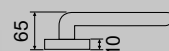
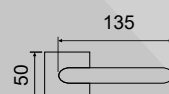
BB



WC

1351/201

Maniglia con rosetta clip
con sottorosetta in plastica
*Handle with clip roses and
PVC under-construction*



PZ



BB

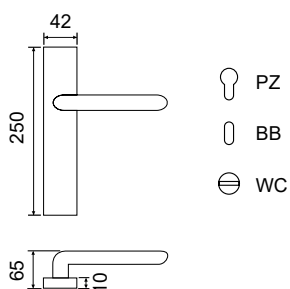


WC



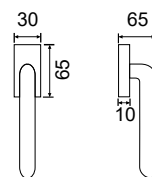
1351/209

Maniglia con placca
Handle with plate



1351 DKR

Maniglia anta ribalta
Tilt and turn handle



1351/213 - F04

Cromo lucido
Polished chrome



1351/213 - F05

Cromo satinato
Satin chrome



1351/213 - F N.O.

Nero opaco
Opaque black



1351/213 - F15



Antracite
Anthracite

✕ PURA 1352



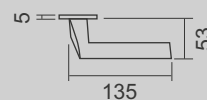
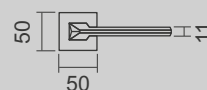
DESIGNER

Enrico Gallo



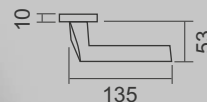
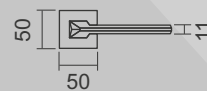
1352/213 H5

Maniglia con rosetta,
sorrosetta in metallo
*Handle with rose,
metal under-construction*



1352/201

Maniglia con rosetta clip
con sottorosetta in plastica
*Handle with clip roses and
PVC under-construction*





1352/209

Maniglia con placca
Handle with plate



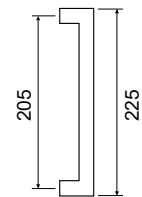
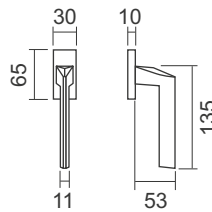
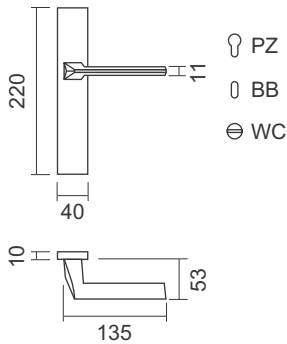
1352 DKR

Maniglia anta ribalta
Tilt and turn handle



3272 STG

Maniglione
Pull-handle



1352/213 - F04

Cromo lucido
Polished chrome



1352/213 - F05

Cromo satinato
Satin chrome



1352/213 - F15

Antracite
Anthracite



1352/213 - F N.O.

Nero opaco
Opaque black



1352/213 - F54




Effetto nickel satinato verniciato opaco
Opaque satin nickel effect

ITALIA 1353



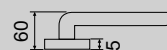
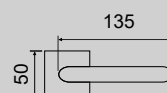
DESIGNER

Enrico Gallo



1353/213 H5

Maniglia con rosetta,
sorrosetta in metallo
*Handle with rose,
metal under-construction*



PZ



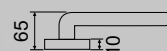
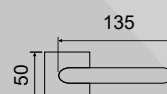
BB



WC

1353/201

Maniglia con rosetta clip
con sottorosetta in plastica
*Handle with clip roses and
PVC under-construction*



PZ



BB

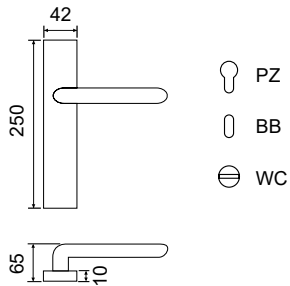


WC




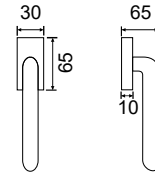
1353/209

Maniglia con placca
Handle with plate



1353 DKR

Maniglia anta ribalta
Tilt and turn handle



1353/213 - F04

Cromo lucido
Polished chrome



1353/213 - F05

Cromo satinato
Satin chrome



1353/213 - F N.O.

Nero opaco
Opaque black



1353/213 - F15

Antracite
Anthracite

✕ CORSA 1354



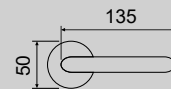
DESIGNER

Enrico Gallo



1354/208 **H5**

Maniglia con rosetta,
sorrosetta in metallo
*Handle with rose,
metal under-construction*



PZ



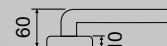
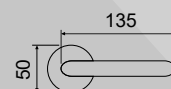
BB



WC

1354/232

Maniglia con rosetta clip
con sottorose in plastica
*Handle with clip roses and
PVC under-construction*



PZ



BB

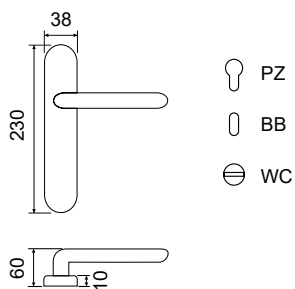


WC



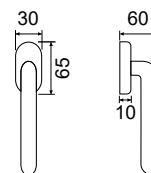
1354/205

Maniglia con placca
Handle with plate



1354 DK

Maniglia anta ribalta
Tilt and turn handle



1354/208 - F04

Cromo lucido
Polished chrome



1354/208 - F05

Cromo satinato
Satin chrome



1354/208 - F15

Antracite
Anthracite



1354/208 - F N.O.



Nero opaco
Opaque black

✕ CORSA 1354



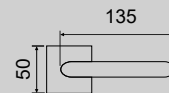
DESIGNER

Enrico Gallo



1354/213 **H5**

Maniglia con rosetta,
sorrosetta in metallo
*Handle with rose,
metal under-construction*



PZ



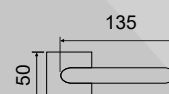
BB



WC

1354/201

Maniglia con rosetta clip
con sottorose in plastica
*Handle with clip roses and
PVC under-construction*



PZ



BB

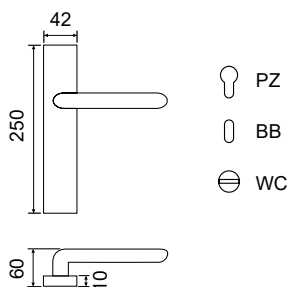


WC



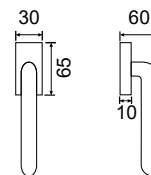
1354/209

Maniglia con placca
Handle with plate



1354 DKR

Maniglia anta ribalta
Tilt and turn handle



1354/213 - F04

Cromo lucido
Polished chrome



1354/213 - F05

Cromo satinato
Satin chrome



1354/213 - F15


Antracite
Anthracite



1354/213 - F N.O.

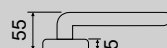
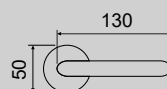
Nero opaco
Opaque black

✕ ADELE 1239



1239/208 **H5**

Maniglia con rosetta,
sorrosetta in metallo
*Handle with rose,
metal under-construction*



PZ



BB

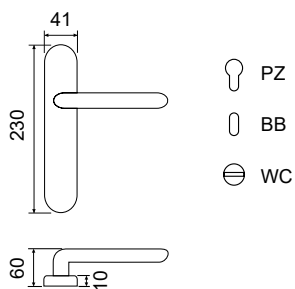


WC



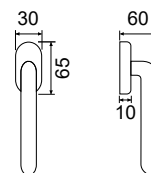
1239/275

Maniglia con placca
Handle with plate



1239 DK

Maniglia anta ribalta
Tilt and turn handle



1239/208 - F04

Cromo lucido
Polished chrome



1239/208 - F05

Cromo satinato
Satin chrome



1239/208 - F020

Effetto ottone satinato opaco
Opaque satin brass effect



1239/208 - F N.O.

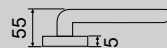
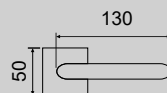
Nero opaco
Opaque black

✕ ADELE 1239



1239/213 **H5**

Maniglia con rosetta,
sorrosetta in metallo
*Handle with rose,
metal under-construction*



PZ



BB

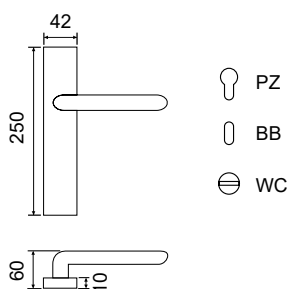


WC



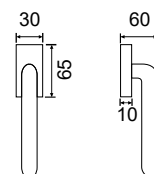
1239/209

Maniglia con placca
Handle with plate



1239 DKR

Maniglia anta ribalta
Tilt and turn handle



1239/213 - F04

Cromo lucido
Polished chrome



1239/213 - F05

Cromo satinato
Satin chrome



1239/213 - F020


Effetto ottone satinato opaco
Opaque satin brass effect



1239/213 - F N.O.

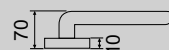
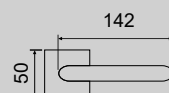
Nero opaco
Opaque black

VIPER 1401



1401/211B

Maniglia con rosetta clip
sottorosetta in plastica
*Handle with clip roses and
PVC under-construction*



PZ



BB

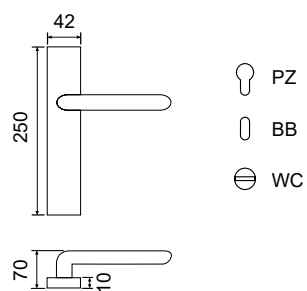


WC



1401/209

Maniglia con placca
Handle with plate



1401/211B - F05

Cromo satinato
Satin chrome



1401/211B - F43




Bronzo graffiato opaco
Opaque satin bronze



1401/211B - F N.O.

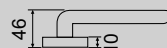
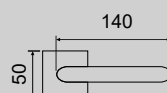
Nero opaco
Opaque black

ELLE 132C



132C/201

Maniglia con rosetta clip
con sottorosetta in plastica
*Handle with clip roses and
PVC under-construction*



PZ



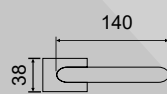
BB



WC

132C/264

Maniglia con rosetta clip
con sottorosetta in plastica
*Handle with clip roses and
PVC under-construction*



PZ



BB

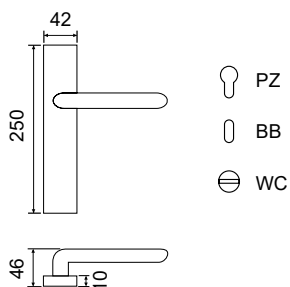


WC



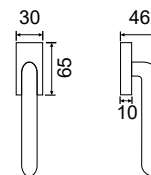
132C/209

Maniglia con placca
Handle with plate



132C DKR

Maniglia anta ribalta
Tilt and turn handle



132C/201 - F05

Cromo satinato
Satin chrome



132C/201 - F54


Effetto nickel satinato verniciato opaco
Opaque satin nickel effect



132C/201 - F N.O.

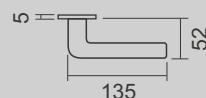
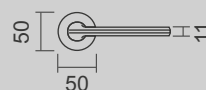
Nero opaco
Opaque black

✕ EASY 1301



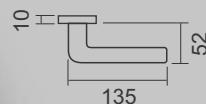
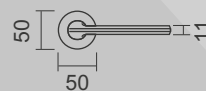
1301/208 **H5**

Maniglia con rosetta,
sorrosetta in metallo
*Handle with rose,
metal under-construction*



1301/232

Maniglia con rosetta clip
con sottorosetta in plastica
*Handle with clip roses and
PVC under-construction*





1301/202L

Maniglia con placca
Handle with plate



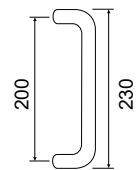
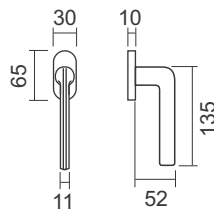
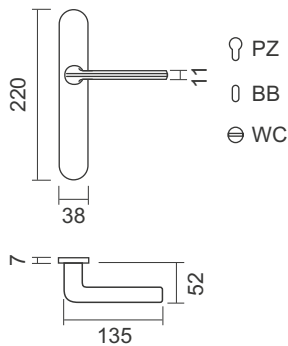
1301 DK

Maniglia anta ribalta
Tilt and turn handle



3276 STG

Maniglione
Pull-handle



1301/208 - F04

Cromo lucido
Polished chrome



1301/208 - F05

Cromo satinato
Satin chrome



1301/208 - F N.O.

Nero opaco
Opaque black



1301/208 - F43

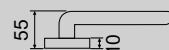
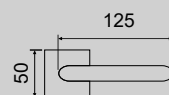
Bronzo graffiato opaco
Opaque satin bronze

ICE 168



168/211B

Maniglia con rosetta clip
sottorosetta in plastica
*Handle with clip roses and
PVC under-construction*



PZ



BB

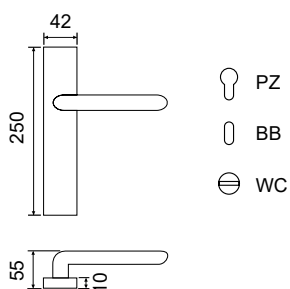


WC



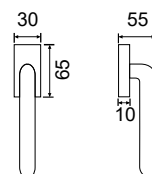
168/209

Maniglia con placca
Handle with plate



168 DKR

Maniglia anta ribalta
Tilt and turn handle



168/211B - F04

Cromo lucido
Polished chrome



168/211B - F05

Cromo satinato
Satin chrome



168/211B - F N.O.

Nero opaco
Opaque black



168/211B - F15

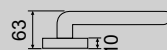
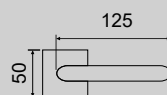
Antracite
Anthracite

WAVE 190



190/201

Maniglia con rosetta clip
con sottorosetta in plastica
*Handle with clip roses and
PVC under-construction*



PZ



BB

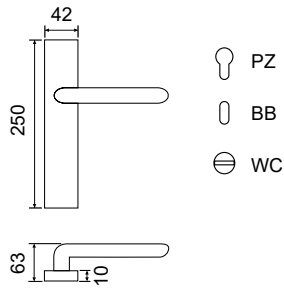


WC



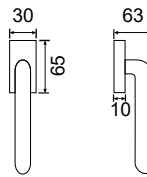
190/209

Maniglia con placca
Handle with plate



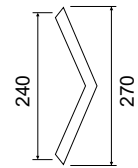
190 DKR

Maniglia anta ribalta
Tilt and turn handle



3275 STG

Maniglione
Pull-handle



190/201 - F04

Cromo lucido
Polished chrome



190/201 - F05

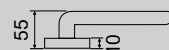
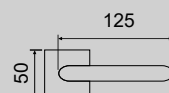
Cromo satinato
Satin chrome

✂ CUT 164



164/201

Maniglia con rosetta clip
con sottorosetta in plastica
*Handle with clip roses and
PVC under-construction*



PZ



BB

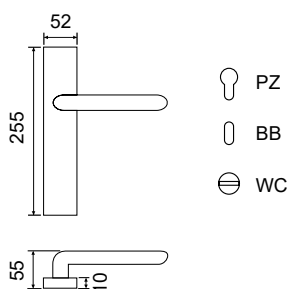


WC



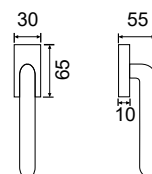
164/210

Maniglia con placca
Handle with plate



164 DKR

Maniglia anta ribalta
Tilt and turn handle



164/201 - F66

Cromo lucido - Cromo satinato
Polished chrome - Satin chrome



164/201 - F11


Cromo lucido - Nickel satinato
Polished chrome - Satin nickel



164/201 - F43

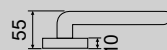
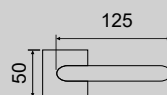
Bronzo graffiato opaco
Opaque satin bronze

✕ SQUARE 160W



160W/201

Maniglia con rosetta clip
con sottorosetta in plastica
*Handle with clip roses and
PVC under-construction*



PZ



BB

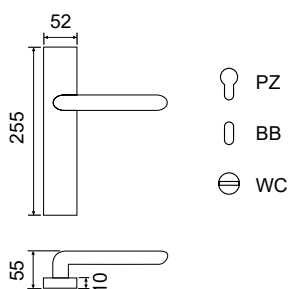


WC



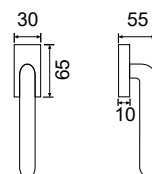
160W/210

Maniglia con placca
Handle with plate



160W DKR

Maniglia anta ribalta
Tilt and turn handle



160W/201 - F11W

Cromo lucido - Nickel satinato - Legno wengé
Polished chrome - Satin nickel - Wengé wood



160W/201 - F04NO

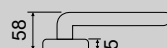
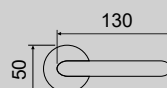
Cromo lucido - Legno nero
Polished chrome - Black wood

SLIM 1063



1063/208 **H5**

Maniglia con rosetta,
sorrosetta in metallo
*Handle with rose,
metal under-construction*



PZ



BB



WC

1063/232

Maniglia con rosetta clip
con sottorose in plastica
*Handle with clip roses and
PVC under-construction*



PZ



BB

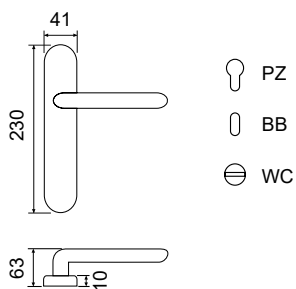


WC



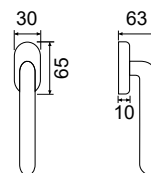
1063/205

Maniglia con placca
Handle with plate



1063 DK

Maniglia anta ribalta
Tilt and turn handle



1063/208 - F05

Cromo satinato
Satin chrome



1063/208 - F04

Cromo lucido
Polished chrome



1063/208 - F20

Nickel satinato
Satin nickel



1063/208 - F N.O.

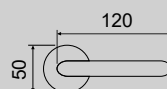
Nero opaco
Opaque black

SABRINA 159



159/273MA

Maniglia con rosetta clip
con sottorosetta in plastica
*Handle with clip roses and
PVC under-construction*



PZ



BB

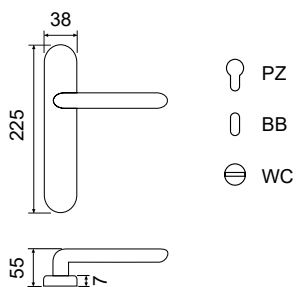


WC



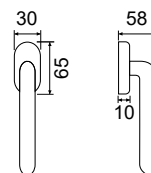
159/202L

Maniglia con placca
Handle with plate



159 DK

Maniglia anta ribalta
Tilt and turn handle



159/273MA - F04

Cromo lucido
Polished chrome



159/273MA - F05

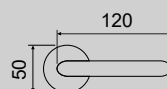
Cromo satinato
Satin chrome

✕ DANIELA 179



179/273MA

Maniglia con rosetta clip
con sottorosetta in plastica
*Handle with clip roses and
PVC under-construction*



PZ



BB

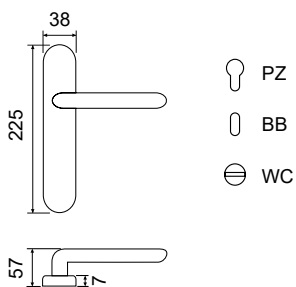


WC



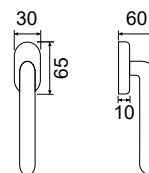
179/202L

Maniglia con placca
Handle with plate



179 DK

Maniglia anta ribalta
Tilt and turn handle



179/273MA - F04


Cromo lucido
Polished chrome



179/273MA - F05

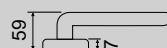
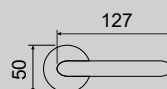
Cromo satinato
Satin chrome

SILVIA 149



149/273MA

Maniglia con rosetta clip
con sottorosetta in plastica
*Handle with clip roses and
PVC under-construction*



PZ



BB

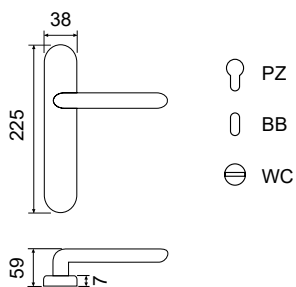


WC



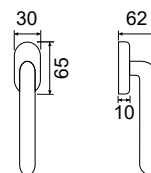
149/202L

Maniglia con placca
Handle with plate



149 DK

Maniglia anta ribalta
Tilt and turn handle



149/273MA - F04

Cromo lucido
Polished chrome



149/273MA - F05

Cromo satinato
Satin chrome



149/273MA - F01

Ottone lucido
Polished brass



149/273MA - F03

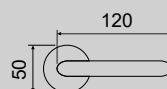
Bronzo graffiato
Satin bronze

DIAMOND 199



199/273MA

Maniglia con rosetta clip
con sottorosetta in plastica
*Handle with clip roses and
PVC under-construction*



PZ



BB

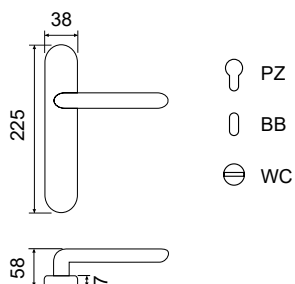


WC



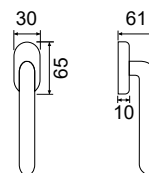
199/202L

Maniglia con placca
Handle with plate



199 DK

Maniglia anta ribalta
Tilt and turn handle



199/273MA - F04

Cromo lucido
Polished chrome



199/273MA - F05

Cromo satinato
Satin chrome



199/273MA - F N.O.

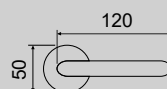
Nero opaco
Opaque black

✕ GIORGIA 169



169/273MA

Maniglia con rosetta clip
con sottorosetta in plastica
*Handle with clip roses and
PVC under-construction*



PZ



BB

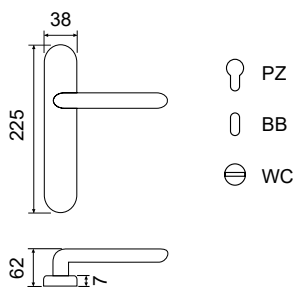


WC



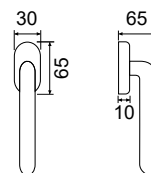
169/202L

Maniglia con placca
Handle with plate



169 DK

Maniglia anta ribalta
Tilt and turn handle




169/273MA - F04

Cromo lucido
Polished chrome



169/273MA - F05

Cromo satinato
Satin chrome



169/273MA - F N.O.

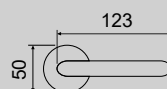
Nero opaco
Opaque black

HORNET 145



145/273MA

Maniglia con rosetta clip
con sottorosetta in plastica
*Handle with clip roses and
PVC under-construction*



PZ



BB

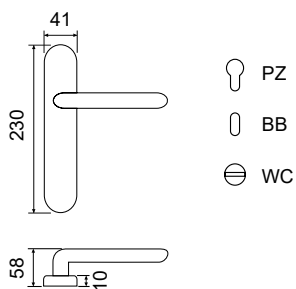


WC



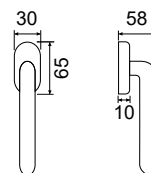
145/205

Maniglia con placca
Handle with plate



145 DK

Maniglia anta ribalta
Tilt and turn handle



145/273MA - F04

Cromo lucido
Polished chrome



145/273MA - F05

Cromo satinato
Satin chrome



145/273MA - F20

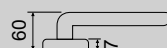
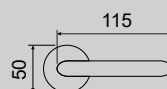
Nickel satinato
Satin nickel

KATE 122



122/273MA

Maniglia con rosetta clip
con sottorosetta in plastica
*Handle with clip roses and
PVC under-construction*



PZ



BB

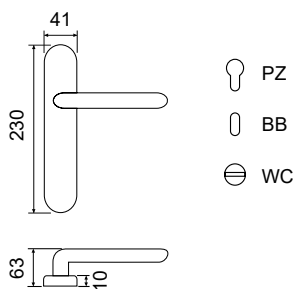


WC



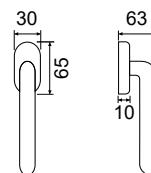
122/205

Maniglia con placca
Handle with plate



122 DK

Maniglia anta ribalta
Tilt and turn handle



122/273MA - F20

Nickel satinato
Satin nickel



122/273MA - F05

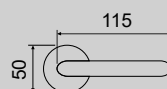
Cromo satinato
Satin chrome

✕ JOLIE 126



126/273MA

Maniglia con rosetta clip
con sottorosetta in plastica
*Handle with clip roses and
PVC under-construction*



PZ



BB

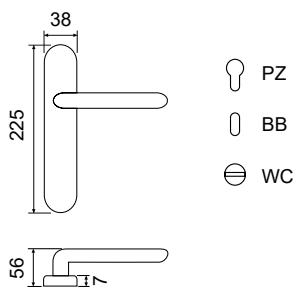


WC



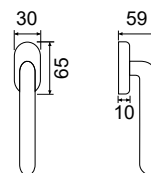
126/202L

Maniglia con placca
Handle with plate



121 DK

Maniglia anta ribalta
Tilt and turn handle



126/273MA - F01

Ottone lucido
Polished brass



126/273MA - F04

Cromo lucido
Polished chrome



126/273MA - F05

Cromo satinato
Satin chrome



126/273MA - F20

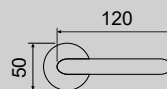
Nickel satinato
Satin nickel

GRACE 127



127/273MA

Maniglia con rosetta clip
con sottorosetta in plastica
*Handle with clip roses and
PVC under-construction*



PZ



BB

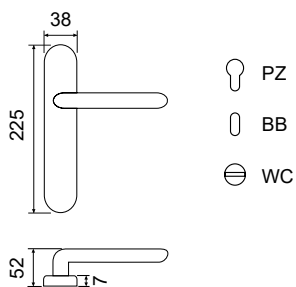


WC



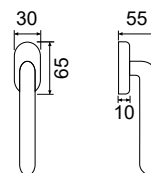
127/202L

Maniglia con placca
Handle with plate



127 DK

Maniglia anta ribalta
Tilt and turn handle



127/273MA - F04

Cromo lucido
Polished chrome



127/273MA - F05


Cromo satinato
Satin chrome



127/273MA - F20

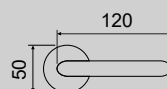
Nickel satinato
Satin nickel

FLY 130



130/273MA

Maniglia con rosetta clip
con sottorosetta in plastica
*Handle with clip roses and
PVC under-construction*



PZ



BB

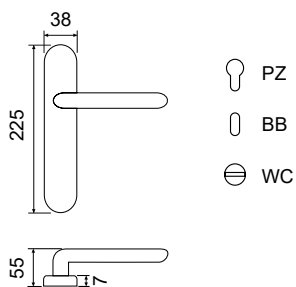


WC



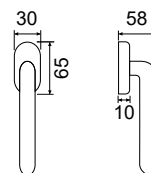
130/202L

Maniglia con placca
Handle with plate



130 DK

Maniglia anta ribalta
Tilt and turn handle



130/273MA - F01

Ottone lucido
Polished brass



130/273MA - F04


Cromo lucido
Polished chrome



130/273MA - F05

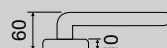
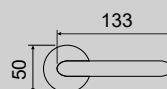
Cromo satinato
Satin chrome

✕ CLUB 110



110/232

Maniglia con rosetta clip
con sottorosetta in plastica
*Handle with clip roses and
PVC under-construction*



PZ



BB

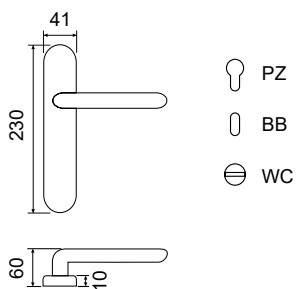


WC



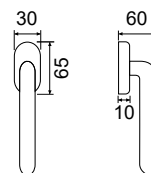
110/275

Maniglia con placca
Handle with plate



110 DK

Maniglia anta ribalta
Tilt and turn handle



110/232 - F65

Cromo lucido - Inox satinato
Polished chrome - Satin steel



110/232 - F10

Ottone lucido - Ottone satinato
Polished brass - Satin brass



110/232 - F33

Cromo lucido - Nero opaco
Polished chrome - Opaque black

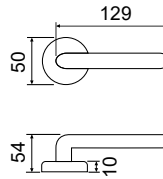

POLO 155ALU



alluminio/aluminum
finiture disponibili/available finishes : F11

155ALU/231B

Maniglia con rosetta
coprivite
Handle with screw-rose



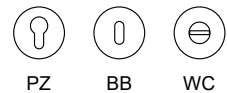
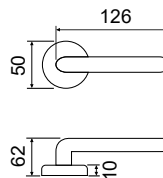
STICK 116ALU




alluminio/aluminum
finiture disponibili/available finishes : F11

116ALU/231B

Maniglia con rosetta
coprivite
Handle with screw-rose



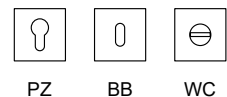
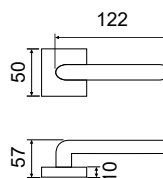
QUADRA 163ALU



alluminio/aluminum
finiture disponibili/available finishes : F11

163ALU/211BIC

Maniglia con rosetta
coprivite
Handle with screw-rose



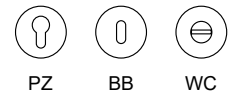
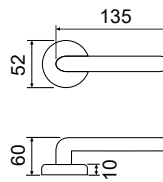
✧ SOGNO 193



ottone/brass
finiture disponibili/available finishes : F11 - F66

193/230

Maniglia con rosetta clip
con sottorosetta in plastica
*Handle with clip roses and
PVC under-construction*



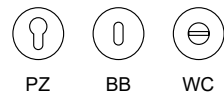
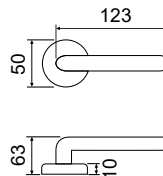

✧ VENERE 186



zama/zinc
finiture disponibili/available finishes : F66

186/231BS

Maniglia con rosetta
coprivite
Handle with screw-rose



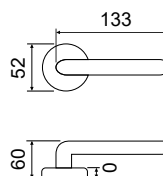

✧ MIRAGE 2 125-2



zama/zinc
finiture disponibili/available finishes : F65

125-2/231

Maniglia con rosetta clip
con sottorosetta in plastica
*Handle with clip roses and
PVC under-construction*



H5



Art. 208

Art. 213


Montaggio semplice e sicuro grazie all'innovativo centratore per il ferro quadro, con in più la garanzia della sotto-rosetta in metallo, abbinabile sia alla copertina tonda che a quella quadrata. La sotto-rosetta, dotata di fori vite ad interasse 38 mm, è disponibile con bussole sporgenti oppure rasata. La copertina in metallo viene fornita montata con l'impugnatura tramite un'affidabile molla testata per 200.000 aperture. L'assieme viene mantenuto in posizione dai grani di fissaggio presenti sulle impugnature.

This new system is featured by an easy and safe assembly system, thanks to the innovative adapter for the square spindle. Everything is besides guaranteed by the metal under-construction, which can be matched both with the round and the square covers. The under-construction has two 38mm interax screw holes, and they are available either with or without bulging bolts. Lever handle and metal cover are supplied mounted together with a reliable spring, tested for more than 200.000 openings. The whole set is held in position by the lever handles' fixing grub screws.

SOTTOROSETTE - UNDER-ROSE


ROSETTA - ROSE 208 H5

Sorrossetta in metallo
Metal under-construction



ROSETTA - ROSE 213 H5

Sorrossetta in metallo
Metal under-construction



ROSETTA - ROSE 230

Rosetta clip
con sottorosetta in plastica
*Clip roses and
PVC under-construction*



ROSETTA - ROSE 231

Rosetta clip
con sottorosetta in plastica
*Clip roses and
PVC under-construction*



ROSETTA - ROSE 232

Rosetta clip
con sottorosetta in plastica
*Clip roses and
PVC under-construction*



ROSETTA - ROSE 264

Rosetta clip
con sottorosetta in plastica
*Clip roses and
PVC under-construction*



ROSETTA - ROSE 201

Rosetta clip
con sottorosetta in plastica
*Clip roses and
PVC under-construction*



ROSETTA - ROSE 211B

Rosetta clip
con sottorosetta in plastica
*Clip roses and
PVC under-construction*



ROSETTA - ROSE 273

Rosetta clip
con sottorosetta in plastica
*Clip roses and
PVC under-construction*




ROSETTA - ROSE 273MA

Rosetta clip
con sottorosetta in plastica
*Clip roses and
PVC under-construction*




ROSETTA - ROSE 231BS

Rosetta coprivite
Screw-rose




ROSETTA - ROSE 231B

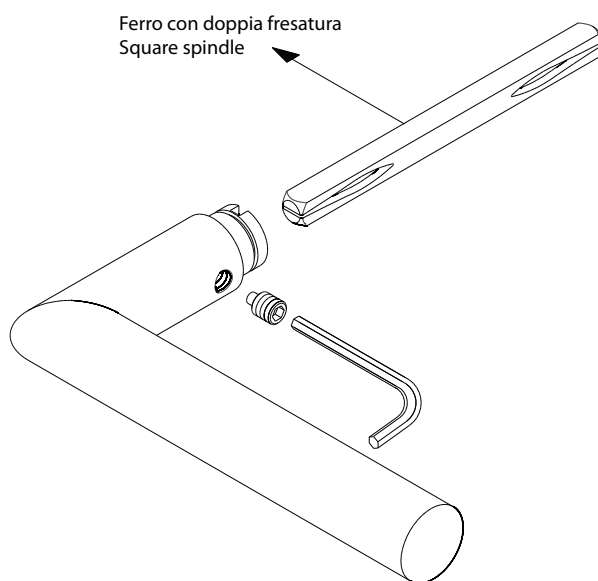
Rosetta coprivite
Screw-rose



ROSETTA - ROSE 211BIC

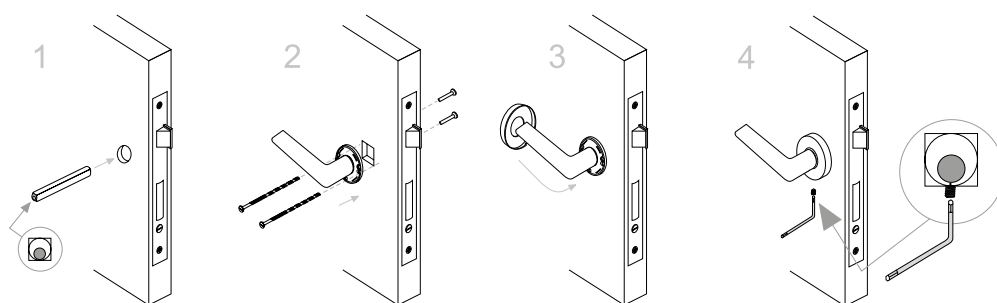
Rosetta coprivite
Screw-rose





ART. 273

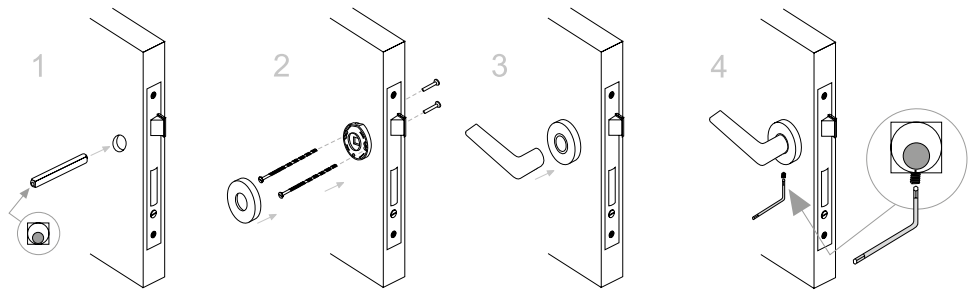
ASSEMBLY SYSTEM A



- 1) Inserire il ferro quadro nella serratura, rivolgendo la fresatura o il foro verso la posizione del foro grano presente sulla maniglia.
- 2) Posizionare la maniglia montata sulla sotto-rosetta in plastica e fissare con le viti in dotazione.
- 3) Posizionare la copertina a pressione sulla sotto-rosetta.
- 4) Avvitare il grano della maniglia nell'apposito foro finché non si blocca.

- 1) Insert the square spindle into the lock. The square spindle's milling or the hole has to be pointed to the handle's grub screw hole.
- 2) The handle, mounted on the plastic under-rose, must be positioned on the door, and fastened with the screws.
- 3) Clip the cover rose on the under-rose.
- 4) Fasten the grub screw in the handle's designated hole, until it stops.

ASSEMBLY SYSTEM B

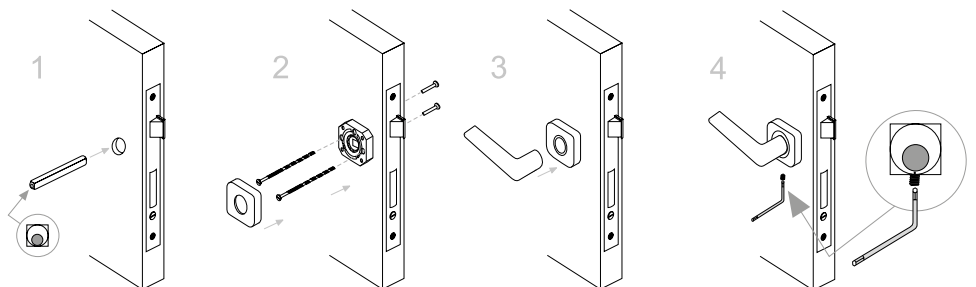


- 1) Inserire il ferro quadro nella serratura, rivolgendo la fresata o il foro verso la posizione del foro grano presente sulla maniglia.
- 2) Posizionare la sotto-rosetta (provvista di molla incorporata) in asse con il ferro quadro, fissare con le viti in dotazione. Dopodiché, posizionare la copertina a pressione sulla sotto-rosetta.
- 3) Posizionare la maniglia.
- 4) Avvitare il grano della maniglia nell'apposito foro finché non si blocca.

- 1) Insert the square spindle into the lock. The square spindle's milling or the hole has to be pointed to the handle's grub screw hole.
- 2) Position the built-in spring under-rose aligned with the square spindle, then fasten with the screws. Clip the cover rose on the under-rose.
- 3) Position the handle.
- 4) Fasten the grub screw in the handle's designated hole, until it stops.

ART. 201 - 211B - 215 - 264

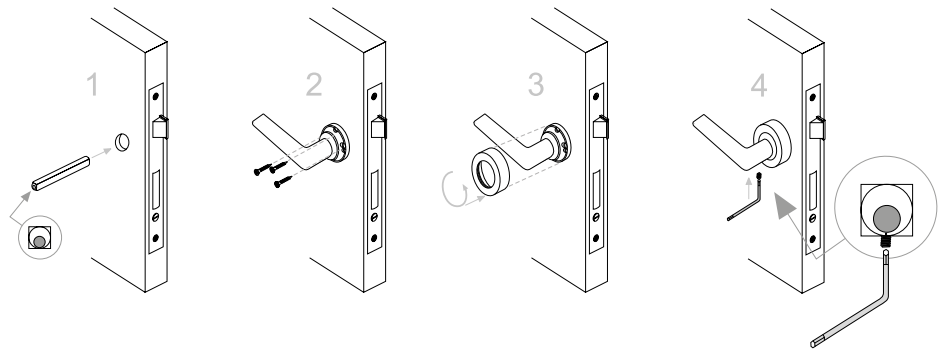
ASSEMBLY SYSTEM C



- 1) Inserire il ferro quadro nella serratura, rivolgendo la fresata o il foro verso la posizione del foro grano presente sulla maniglia.
- 2) Posizionare la sotto-rosetta (provvista di molla incorporata) in asse con il ferro quadro, fissare con le viti in dotazione. Dopodiché, posizionare la copertina a pressione sulla sotto-rosetta.
- 3) Posizionare la maniglia.
- 4) Avvitare il grano della maniglia nell'apposito foro finché non si blocca.

- 1) Insert the square spindle into the lock. The square spindle's milling or the hole has to be pointed to the handle's grub screw hole.
- 2) Position the built-in spring under-rose aligned with the square spindle, then fasten with the screws. Clip the cover rose on the under-rose.
- 3) Position the handle.
- 4) Fasten the grub screw in the handle's designated hole, until it stops.

ASSEMBLY SYSTEM D

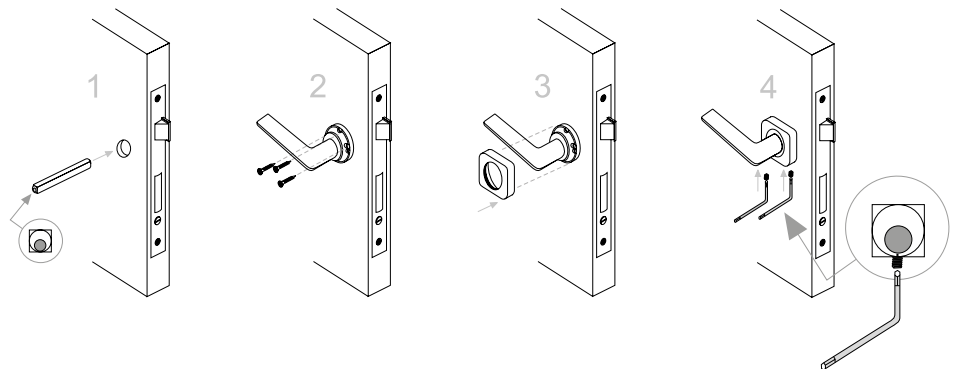


- 1) Inserire il ferro quadro nella serratura, rivolgendo la fresata o il foro verso la posizione del foro grano presente sulla maniglia.
- 2) Posizionare la maniglia montata sulla rosetta interna in metallo e fissare con le viti in dotazione.
- 3) Avvitare l'anello sulla rosetta interna.
- 4) Avvitare il grano della maniglia nell'apposito foro finché non si blocca.

- 1) Insert the square spindle into the lock. The square spindle's milling or the hole has to be pointed to the handle's grub screw hole.
- 2) The handle, mounted on the inner metal rose, must be positioned on the door, and fastened with the screws.
- 3) Screw the ring on the inner rose.
- 4) Fasten the grub screw in the handle's designated hole, until it stops.

ART. 211BIC

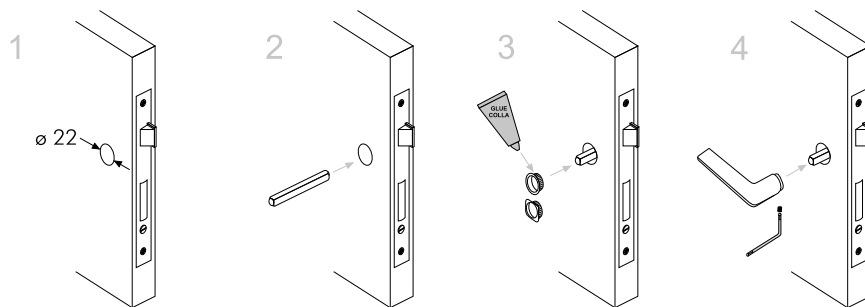
ASSEMBLY SYSTEM E



- 1) Inserire il ferro quadro nella serratura, rivolgendo la fresata o il foro verso la posizione del foro grano presente sulla maniglia.
- 2) Posizionare la maniglia montata sulla rosetta interna in metallo e fissare con le viti in dotazione.
- 3) Posizionare l'anello quadrato sulla rosetta interna, facendo particolare attenzione a mantenere la posizione in asse e il foro grano nella parte inferiore.
- 4) Fissare l'anello con il grano finché non si blocca. Avvitare il grano nell'apposito foro della maniglia finché non si blocca.

- 1) Insert the square spindle into the lock. The square spindle's milling or the hole has to be pointed to the handle's grub screw hole.
- 2) The handle, mounted on the inner metal rose, must be positioned on the door, and fastened with the screws.
- 3) Position the square ring on the inner rose. Position has to be aligned and ring's grub screw hole has to stay in the lower part.
- 4) Fasten the ring's grub screw until it stops. Fasten the grub screw in the handle's designated hole, until it stops.

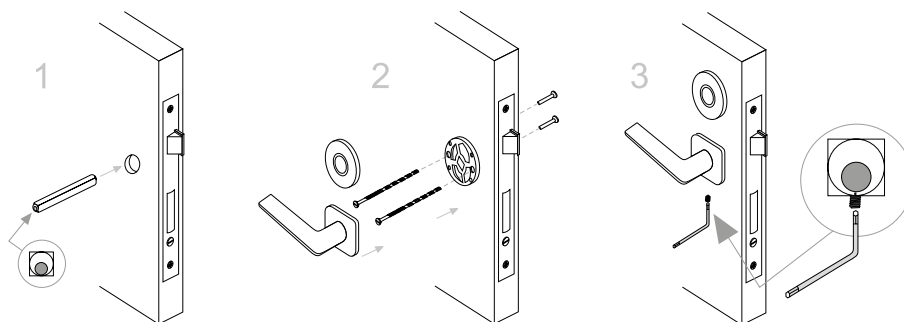
ASSEMBLY SYSTEM MINI



- 1) Eseguire un foro di 22 mm di diametro nella porta.
- 2) Inserire il ferro quadro nella serratura, rivolgendo la fresata o il foro verso la posizione del foro grano presente sulla maniglia.
- 3) Apporre una piccola quantità di colla sul diametro esterno della rosetta (sulla parte che andrà inserita nella porta) ed inserirla nel foro sulla porta.
- 4) Posizionare la maniglia, e fissarla sul ferro quadro avvitando l'apposito grano finché questo non si blocca.

- 1) Drill a 22 mm diameter hole into the door.
- 2) Insert the square spindle into the lock. The square spindle's milling or the hole has to be pointed to the handle's grub screw hole.
- 3) Put a small quantity of glue on the rose's outer diameter (on the part that will be inserted in the door). Insert the rose in the door.
- 4) Position the handle, then fasten the grub screw in the handle's designated hole, until it stops.

ASSEMBLY SYSTEM H5



- 1) Inserire il ferro quadro nella serratura, rivolgendo la fresata o il foro verso la posizione del foro grano presente sulla maniglia.
- 2) Posizionare la sottorosetta in metallo e fissarla con le viti in dotazione.
- 3) Posizionare la maniglia montata sulla copertina sulla sottorosetta e avvitare il grano nell'apposito foro della maniglia finché non si blocca.

- 1) Insert the square spindle into the lock. The square spindle's milling or the hole has to be pointed to the handle's grub screw hole.
- 2) Position the metal under-rose aligned with the square spindle, then fasten with the screws.
- 3) Position the handle mounted on the rose cover on the metal under-rose and fasten the grub screw in the handle's designated hole, until it stops.



F101

Oro - Pavè

Gold - Pavè



F03

Bronzo graffiato lucido

Shiny satin bronze



F102

Argento - Pavè

Silver - Pavè



F23

Bronzo antico

Aged bronzed brass



F40

Cromo antico nero

Black aged chrome



F43

Bronzo graffiato opaco

Opaque satin bronze



F55

Bronzo chiaro - Bronzo scuro

Light bronze - Dark bronze



F.020

Effetto ottone satinato opaco

Opaque satin brass effect



F58

Oro francese antico rosso

Red aged french gold



F15

Antracite

Anthracite



F59

Argento antico francese rosso

Red aged french silver



F16

Effetto cromo satinato

Satin chrome effect



F99

Argento vecchio

Aged silver



FN.O.

Nero opaco

Opaque black



F45

Ferro antico

Antique iron



FB.O.

Bianco opaco

Opaque white



F54

Effetto nickel satinato verniciato opaco

Opaque satin nickel effect

F00	Placcato oro 24K	<i>24K Gold plated</i>
F01	Ottone lucido	<i>Polished brass</i>
F01E	Ottone lucido - Ebanò	<i>Polished brass - Ebony</i>
F02	Ottone satinato	<i>Satin brass</i>
F04	Cromo lucido	<i>Polished chrome</i>
F05	Cromo satinato	<i>Satin chrome</i>
F06	Nickel nero	<i>Black nickel</i>
F08	Ottone lucido - Cromo lucido	<i>Polished brass - Polished chrome</i>
F09	Bianco lucido - Ottone lucido	<i>Shiny white - Polished brass</i>
F10	Ottone lucido - Ottone satinato	<i>Polished brass - Satin brass</i>
F11	Cromo lucido - Nickel satinato	<i>Polished chrome - Satin nickel</i>
F12	Ottone lucido - Nickel satinato	<i>Polished brass - Satin nickel</i>
F17	Bianco lucido RAL 9016	<i>RAL 9016 shiny white</i>
F18	PVD giallo	<i>Yellow PVD</i>
F19	Ottone lucido non verniciato	<i>Unpainted polished brass</i>
F20	Nickel satinato	<i>Satin nickel</i>
F21	Nickel lucido	<i>Polished nickel</i>
F21E	Nickel lucido - Ebanò	<i>Polished nickel - Ebony</i>
F24	Cromo lucido - Nero soft touch	<i>Polished chrome - Soft touch black</i>
F25	Cromo satinato - Nero soft touch	<i>Satin chrome - Soft touch black</i>
F26	Alluminio verniciato opaco	<i>Opaque lacquered aluminium</i>
F27	Alluminio pavè	<i>Pavè aluminium</i>
F29	Nickel satinato PVD	<i>Satin nickel PVD</i>
F31	Cromo lucido - PVD	<i>Polished chrome - Yellow PVD</i>
F32	Cromo satinato - PVD	<i>Satin chrome - Yellow PVD</i>
F33	Cromo lucido - Nero opaco	<i>Polished chrome - Opaque black</i>
F34	Cromo satinato - Bianco opaco	<i>Satin chrome - Opaque white</i>
F39	Oro francese anticato nero	<i>Black aged french gold</i>
F48	Ottone antico	<i>Antique brass</i>
F50	Bronzo scuro	<i>Dark bronze</i>
F53	Bronzo uniforme	<i>Even bronze</i>
F56	Effetto nickel satinato lucido	<i>Shiny satin nickel effect</i>
F57	Nero soft touch	<i>Soft touch black</i>
F60	Inox satinato	<i>Satin steel</i>
F61	Inox lucido	<i>Polished steel</i>
F62	Inox satinato AISI 316	<i>AISI 316 satin steel</i>
F63	Inox satinato - Inox lucido	<i>Satin steel - Polished steel</i>
F64	Ottone lucido - Inox satinato	<i>Polished brass - Satin steel</i>
F65	Cromo lucido - Inox satinato	<i>Polished chrome - Satin steel</i>
F66	Cromo lucido - Cromo satinato	<i>Polished chrome - Satin chrome</i>
F67	Inox lucido AISI 316	<i>AISI 316 polished steel</i>
F70	Ottone vibrato	<i>Mill brass</i>
F73	Bronzo graffiato scuro opaco	<i>Opaque dark satin bronze</i>
F77	Nickel lucido - Nickel satinato	<i>Polished nickel - Satin nickel</i>
F78	Cromo vibrato	<i>Mill chrome</i>
F79	Nickel vibrato	<i>Mill nickel</i>
F80	Cromo lucido - Bianco lucido	<i>Polished chrome - Shiny white</i>
F94	Effetto cromo perla	<i>Pearl chrome effect</i>
999	Placcato argento 999	<i>999 silver plated</i>
125	Alluminio cromo perla	<i>Pearl chrome aluminium</i>
126	Cromo simil alluminio	<i>Chrome aluminium optica</i>

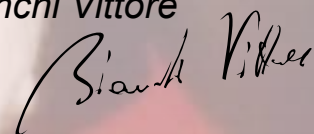
Tutti i prodotti FIMET sono prodotti in conformità alle norme ambientali e con materiali di alta qualità, come da migliore tradizione italiana. La superficie dei prodotti può essere alterata da clima umido con alta percentuale di salinità, piogge acide, solventi, escursioni termiche e l'esposizione ai raggi ultravioletti. I nostri prodotti sono quindi sottoposti a test in nebbia salina in modo da ottenere un dato di riferimento per le nostre garanzie. Il test viene condotto in condizioni ottimali, dove le maniglie sono esposte solo alla nebbia salina. Pertanto, al fine di garantire il risultato ottenuto si consiglia di non utilizzare detergenti corrosivi e detergenti abrasivi o altri prodotti per la pulizia contenenti acido muriatico per la pulizia delle maniglie, ma solo un semplice panno morbido con acqua. Si consiglia inoltre di evitare di installare le maniglie quando l'ambiente è stato appena dipinto, perché l'esalazione della vernice può indebolire la superficie. Anelli, chiavi e oggetti appuntiti, in generale, possono danneggiare la superficie.

Le nostre finiture hanno raggiunto i seguenti risultati nel test in nebbia salina:

<i>Ottone verniciato in cataforesi</i>	<i>oltre 250 ore</i>
<i>Bronzo verniciato in cataforesi</i>	<i>oltre 250 ore</i>
<i>Cromo galvanizzato</i>	<i>oltre 250 ore</i>
<i>Nickel verniciato</i>	<i>oltre 250 ore</i>
<i>RAL</i>	<i>oltre 250 ore</i>

Inoltre i nostri prodotti sono garantiti per 10 anni contro i difetti meccanici se installati correttamente. FIMET garantisce i propri prodotti esclusivamente quando vengono utilizzati in conformità con le cure necessarie. Danni superficiali causati da uso improprio o ad un'errata installazione non sono coperti da questa garanzia, né sono coperti il normale scolorimento dovuto all'usura o corrosione. Fimet non può in nessun caso essere ritenuta responsabile per danni derivanti da qualsiasi altra causa.

Bianchi Vittore



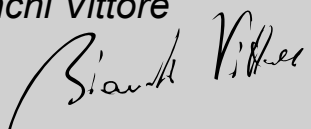
All Fimet products are produced in compliance with environmental rules and with high quality materials, as per best Italian tradition. The surface of the products can be altered by humid climate with high percentage of saltiness, sour rains, solvents, thermal excursions and exposure to ultraviolet rays. Our products are therefore submitted to salt spray test in order to obtain a reference data for our guarantees. The test is carried on optimal conditions, where the handles are exposed only to salt spray. Therefore, in order to guarantee the result obtained, we recommend not to use corrosive detergent and abrasive cleaners or other cleaning products containing muriatic acid when cleaning the handles, but only a plain smooth cloth with water. We recommend also to avoid installing the handles when the room has just been painted, as the exhalation of the varnish can weaken the surface. Rings, keys, and sharp object in general can damage the surface.

Our finishing have reached the following results in the salt spray test :

Cataphoresis varnished brass	beyond 250 hours
Cataphoresis varnished bronze	beyond 250 hours
Galvanized chrome	beyond 250 hours
Galvanized lacquered nickel	beyond 250 hours
RAL	beyond 250 hours

Moreover our products are guaranteed for 10 years against mechanical defects when installed correctly. Fimet guarantees its products solely when used in compliance with the necessary care. Surface damages caused by misuse or wrong installation are not covered by this warranty, nor are covered normal wear discoloration on finished or corrosion. Fimet can't in any case be held responsible for damages resulting from any other cause.

Bianchi Vittore





VERTICAL
DISPLAY
STAND



ROTATING
DISPLAY
STAND





WALL DISPLAY



DISPLAY CASE



COLOR CHART



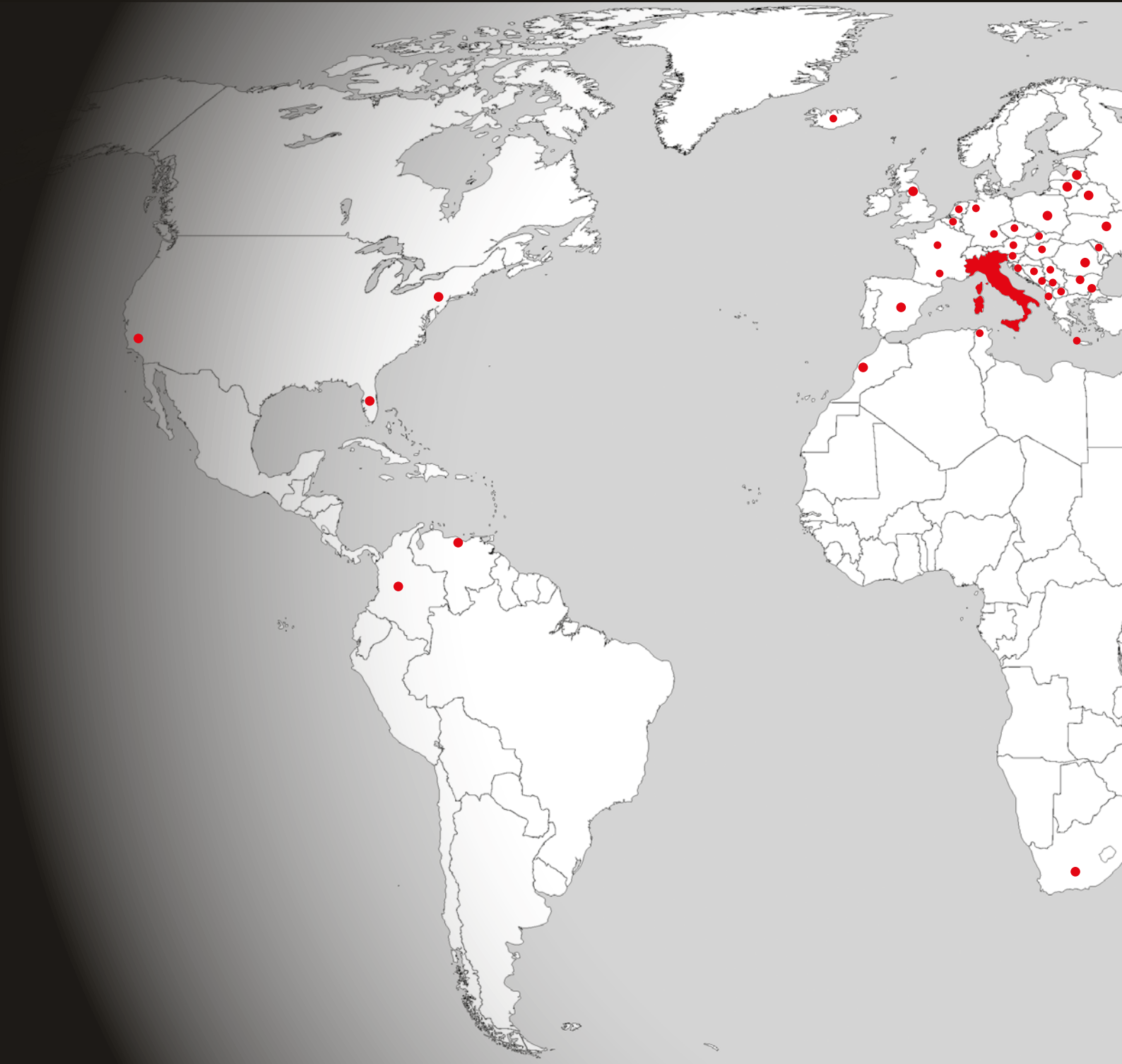


IN THE WORLD

MADE IN ITALY



- ALBANIA
- AUSTRIA
- BAHRAIN
- BELGIO
- BIELORUSSIA
- BOSNIA ERZEGOVINA
- BULGARIA
- CALIFORNIA
- CINA (HK)
- CIPRO
- COLOMBIA
- CROAZIA
- FLORIDA



- FRANCIA
- GERMANIA
- GRECIA
- INDIA
- ISLANDA
- ISRAELE
- **ITALIA**
- KOSOVO
- KUWAIT
- LETTONIA
- LIBANO
- LITUANIA
- MACEDONIA

- MALTA
- MAROCCO
- MOLDAVIA
- MONTENEGRO
- OLANDA
- OMAN
- POLONIA
- PAESI BASSI
- PAKISTAN
- QATAR
- ROMANIA
- RUSSIA
- SERBIA

- SLOVACCHIA
- SLOVENIA
- SPAGNA
- SUDAFRICA
- TUNISIA
- UAE
- UCRAINA
- UNGHERIA
- USA
- UK
- UZBEKISTAN
- VENEZUELA



CONDIZIONI DI VENDITA

- Tutte le vendite vengono effettuate alle condizioni generali della ditta venditrice e potranno essere modificate solo con atto scritto della medesima.
- Tutte le vendite si intendono fatte "salvo approvazione della ditta".
- I prezzi si intendono franco ns. stabilimento. I prezzi sono sempre da intendersi al netto delle vigenti impostazioni fiscali.
- La merce viaggia a rischio e pericolo del committente anche se la spedizione avviene in porto franco
- Non verrà accettata merce in restituzione se non previo benestare della ditta venditrice.
- La ditta garantisce la ottima qualità dei prodotti e si impegna a sostituire solo il materiale che risultasse difettoso per carenza di costruzione.
È però espressamente escluso il risarcimento di ogni eventuale danno.
- È nostra cura effettuare le consegne con la massima velocità consentitaci. Non vengono accettate richieste di risarcimento per ritardi di consegna.
- Qualsiasi reclamo sarà valido solamente se viene fatto per iscritto entro il termine di 8 gg. dal ricevimento della merce.
Il reclamo s'intenderà decaduto qualora il compratore abbia consumato la merce.
In caso di reclamo giustificato forniremo, per la merce resaci allo stato originale, della merce corrispondente all'ordine.
- Le illustrazioni e i dati tecnici riportati sui nostri cataloghi debbono essere considerati approssimativi potendo i modelli subire delle variazioni e modifiche senza obbligo di preavviso da parte della ditta.
- Per ogni controversia che si venisse a creare tra le parti sarà competente l'autorità giudiziaria di Brescia.

TERMS OF SALE

- All sales are made under the Seller's general terms conditions, and modifications may only be made upon written authorisation from the same.
- All sales are intended as "subject to the company's approval".
- Prices are quoted ex works and after deduction of the relevant taxes.
- All goods travel at the Buyer's risk even if despatched carriage free.
- Returned goods will only be accepted upon the Seller's approval.
- The manufacturer guarantees the quality of the products and undertakes to replace only goods found to have workmanship defects.
Damages will not be refunded.
- We will do our utmost to make deliveries as promptly as possible. Claims for delayed deliveries will not be accepted.
- Claims will only be valid if made in writing within 8 days of receipt of the goods. Claims will not be valid if the buyer has used the goods.
In the case of justified claims and goods returned in their original state, we will supply goods corresponding to the order.
- The drawings and technical data shown in our catalogues are to be considered as approximate since the models are subject to variation or modification at any time without prior notice.
- Any disputes between the parties will be put before the Court of Brescia.



FIMET MANIGLIE srl

Via Roma 24/A - 25070 Casto (Bs) - Italy
Tel. +39 0365 870383 - Fax +39 0365 879530
www.fimet-handles.com - info@fimet-handles.com

MADE IN ITALY